



Innovative Workforce Solutions

YUMA COUNTY WORKFORCE DEVELOPMENT BOARD

Yuma Private Industry Council, Administration Building
3834 W. 16th Street, Yuma AZ 85364

Meeting Link:

<https://us06web.zoom.us/j/81972479444?pwd=0CBH6UTn1rSZl9eRoJQDp8qB4tHZOK.1>

Meeting ID: 819 7247 9444, Passcode: 442259

Phone: +1 669 900 6833 US

May 8, 2024

9:00 a.m.

MINUTES

I. CALL MEETING TO ORDER

Laura Wisniewski called the meeting to order at 9:05 a.m.

II. PLEDGE OF ALLEGIANCE

Laura Wisniewski led the Pledge of Allegiance.

III. ROLL CALL

The roll was called, and those present and absent were:

| Members Present (Virtually) | Members Absent |
|------------------------------------|---------------------------------|
| 1. Judith Castro | 1. Ryan Barto |
| 2. Maria Chavoya | 2. Brandon Culpepper |
| 3. Daniel Corr | 3. Frank Grijalva |
| 4. Jesus G. Figueroa | 4. Samuel G. Loveless (Excused) |
| 5. Jesus Garcia | 5. Antonio Zuniga (Excused) |
| 6. Carla F. Gonzalez | |
| 7. Karen King | |
| 8. Gregory LaVann | |
| 9. Wallin Gustin | |
| 10. Michael J. Sabath | |
| 11. Tonya Tacker | |
| 12. Laura Wisniewski | |

Thereby a quorum was established.

Staff/Guests (Virtually)

Rachael Tashbook, OEO
Mariana Martinez, YPIC
Steve Barba, YPIC

Nidia Herrera, YPIC
Patrick Goetz, YPIC
Beatriz Aguilar, YPIC

IV. *CALL TO THE PUBLIC

There were no comments from the public.

V. OFFICE OF ECONOMIC OPPORTUNITY, YUMA COUNTY LABOR MARKET INFORMATION PRESENTATION

Rachael Tashbook, Research Administrator presented a PowerPoint. PowerPoint is attached.

Laura Wisniewski asked the Board regarding the questions on Rachael Tashbook presentation. How as a board do we want to strategically focus on a few broad industry categories or many smaller target industry categories. Ms. Wisniewski asked the Board members if someone can share how its been done in the past, or how do we help answer those questions that were brought up? Nidia Herrera commented that in the past they have looked at the data locally, industries shown are from the last four year plan and have changed. Board staff is currently working on the 4 year local plan and will have the opportunity to look at current information. Board staff will be having sessions and will reach out to partners and include Board members to provide their feedback.

Gregory LaVann added, they also provide their own third party data software that is nationally recognized by economic development and workforce development groups. Information is provided to Board staff as a supplement to what the LMI provides in order to really affirm whatever data they're getting is truly what they are seeing as well.

VI. FINANCE & PERSONNEL COMMITTEE AND EXECUTIVE COMMITTEE REPORT

Laura Wisniewski informed the Board, the following information regarding the Finance & Personnel Committee and Executive Committee meetings.

The Finance & Personnel Committee met on April 4, 2024 to review the 2024 Compensation Study Salary Ranges. The Finance and Personnel Committee agreed with the information that was presented and approved that the item be presented to the full Board for approval.

The Executive Committee met on April 18, 2024 to review the Executive Director's annual evaluation.

VII. DISCUSSION AND ACTION ITEMS:

A. Approval of the Consent Agenda

- 1. Meeting Minutes (March 13, 2024)**
- 2. Finance & Personnel Committee Recommendation: Approval of the 2024 Compensation Study Salary Ranges**
- 3. Authorize to Submit Documentation to the Arizona State Board for Charter Schools to Remove Steven M. Miller as a School Governing Body Member**
- 4. Authorize to Submit Documentation to the Arizona State Board for Charter Schools to Add Tonya Tacker as a School Governing Body Member**

Laura Wisniewski asked for a motion to approve the Consent Agenda. Maria Chavoya made a motion to approve the Consent Agenda; Seconded by Daniel Corr.

VOICE VOTE: The motion carried 12-0 (Yes: Judith Castro, Maria Chavoya, Daniel Corr, Jesus G. Figueroa, Jesus Garcia, Carla F. Gonzalez, Karen King, Gregory LaVann, Wallin Gustin, Michael J. Sabath, Tonya Tacker & Laura Wisniewski)

B. Discussion and Action Items

1. Program/Administrative Policies

- Revised Yuma County Rapid Response Policy
- Revised Yuma County Priority of Service Policy

Nidia Herrera recommended to the Workforce Development Board the approval of the Revised Yuma County Rapid Response and Revised Adult Priority of Service Policies.

Nidia Herrera provided the following information regarding the revisions, Revised Yuma County Rapid Response Policy

- Revised per the state's revisions
- Describes more of the roles and responsibilities of the rapid response team
- When the rapid response team will respond to their activities and services for the programs

Revised Yuma County Priority of Service

- Included priority groups that need to be delivered services for individualized career and training services
- Included a tracking requirement for adult priority service

Laura Wisniewski asked for a motion to approve the Revised Yuma County Rapid Response and Revised Adult Priority of Service Policies.

Daniel Corr made a motion to approve the Revised Yuma County Rapid Response and Revised Adult Priority of Service Policies; Seconded by Wallin Gustin.

VOICE VOTE: The motion carried 12-0 (Yes: Judith Castro, Maria Chavoya, Daniel Corr, Jesus G. Figueroa, Jesus Garcia, Carla F. Gonzalez, Karen King, Gregory LaVann, Wallin Gustin, Michael J. Sabath, Tonya Tacker & Laura Wisniewski)

VIII. CALL FOR EXECUTIVE SESSION

1. A.R.S § 38-431.03 (1): Personnel/Executive Director's Annual Evaluation and Salary Increase

Laura Wisniewski asked for a motion to move into Executive Session.

Maria Chavoya made a motion to move into Executive Session; Seconded by

Gregory LaVann.

Board members were moved to a breakout room.

After the Executive Session the regular session resumed.

IX. ACTION ITEM

1. Approval of Approval of Annual Evaluation and Salary Increase for the Executive Director

Carla F. Gonzalez made a motion to approve salary adjustment for the Executive Director; Seconded by Maria Chavoya.

VOICE VOTE: The motion carried 12-0 (Yes: Judith Castro, Maria Chavoya, Daniel Corr, Jesus G. Figueroa, Jesus Garcia, Carla F. Gonzalez, Karen King, Gregory LaVann, Wallin Gustin, Michael J. Sabath, Tonya Tacker & Laura Wisniewski)

X. DIRECTORS REPORT

Nidia Herrera presented a PowerPoint. PowerPoint is attached.

Daniel Corr commented the following regarding the NAWB Conference that he attended. He was pleased to be able to attend the conference enjoyed it and heard a lot of information and was able to get up to speed on where things are headed. Also, enjoyed spending time with his colleagues from the Board and Board staff.

Daniel Corr asked a question regarding the pending allocations. What is the source of the delay for receiving the allocations. Nidia Herrera replied, two years ago local directors came together and had the opportunity to choose from options provided by the state. The method changed two years ago and was shifted to DES and OEO. Based on a meeting that Ms. Herrera had with a DES representative, they are still looking at information and other data to determine what each area would be allocated.

Daniel Corr shared the following information regarding AZ Quest Grant Project. Reetika Dhawan as informed Dr. Corr, there is a lot of unspent quest dollars across the State. Therefore, there may be additional dollars that the state will be asking the college to spend to provide training in this area. The college is ready and able to do so if needed.

Board Members, Maria Chavoya, Michael J. Sabath and Gregory LaVann left the meeting at 10:00 a.m.

Nidia Herrera informed the Board, Mariana Martinez after eight years of employment will be perusing new endeavors, all her hard work and everything she brought to ARIZONA@WORK Yuma County is greatly appreciated. Ms. Herrera thanked her for all her contributions and the great job she did.

XI. PRESENTATIONS AND INFORMATIONAL ITEMS:

1. Business Services/Rapid Response

Mariana Martinez thanked Nidia Herrera and Patrick Goetz for being great leaders and mentors and stated she is grateful for everything she has learned. Thanked everyone for their comments and is hoping to continue the partnership with ARIZONA@WORK Yuma County.

Mariana Martinez, Employer Engagement & Rapid Response Coordinator presented a PowerPoint. PowerPoint is attached.

Patrick Goetz thanked Mariana Martinez for all the work she has done especially with business services. Mr. Goetz also introduces Jessica Cisneros as she will be taking over Mariana Martinez position. Ms. Cisneros will become an official Board staff on May 13, 2024.

2. Financials as of March 31, 2024

Steve Barba, Finance & Accounting Manager presented the financials as of March 31, 2024. Adults are at 81%, Dislocated Workers are at 66%, Youth Services are at 67% and overall is at 72%.

XII. WDB MEETING SCHEDULE

A. Proposed Next Meeting Date: Wednesday, June 12, 2024 at 9:00 a.m.

XIII. OTHER INFORMATION AND/OR COMMITTEE REPORTS

A. Economic Development Issues Report

The Economic Development Issues Report was not provided.

B. Educational Opportunity Center Charter High School Board Report

Michael J. Sabath reported:

- School is closing out with many accomplishments including moving to Cogna accreditation
- The graduation ceremony will be on May 23, 2024 at 6:00 p.m. at the Yuma Historic Theatre, all Board members are welcomed to attend

C. One Stop Operator Report

There were no comments or questions regarding the One Stop Operator report.

XIV. GOOD OF THE ORDER

There were no comments for the Good of the Order.

XV. ADJOURNMENT

The meeting adjourned at 10:24 a.m.

Respectfully submitted by Beatriz Aguilar, Clerk of the Board.

Yuma County Local Workforce Development Area


In-Demand Industries & Occupations

May 8, 2024

Rachael Tashbook
Research Administrator
Arizona Office of Economic Opportunity

Agenda

- What is an in-demand industry?
- What is an in-demand occupation?
- Why does this matter to the board?
- Current In-Demand Industries & Current In-Demand Occupations
- Proposed In-Demand Industries & Occupations
- Questions for the Board
- Next Steps



What does “In-Demand mean?”

In-Demand Industry

An **industry** sector that has a **substantial current or potential impact** (including through jobs that lead to economic self-sufficiency and opportunities for advancement) on the state, regional, or local economy, as appropriate, **and** that **contributes to the growth or stability** of other supporting businesses, or the growth of other industry sectors;

In-Demand Occupation

An **occupation** that currently **has or is projected to have a number of positions** (including positions that lead to economic self-sufficiency and opportunities for advancement) in an industry sector so as to have a **significant impact** on the state, regional, or local economy, as appropriate.

Who Selects In-Demand Industries & Occupations?

Per WIOA § 3(23)(B):

“The determination of whether an industry sector or occupation is in-demand under this paragraph shall be made by the State board or **local board**, as appropriate, using State and regional business and labor market projections, including the use of labor market information.”

Part I: In-Demand Industries

Why are In-Demand Industries Important?

- Determines the local workforce development board membership.
- Determines the focus of employer engagement efforts.
- Determines the development of targeted career pathways for WIOA program participants.
- Alignment of in-demand industries with training selection.
- Alignment of in-demand industries & Youth Workforce Investment Activities
- Alignment of in-demand industries, ETPL & Individual Training Accounts (ITAs).

Considerations When Making Selections

- Labor Market Data (Office of Economic Opportunity (OEO) Recommendations)
 - Analysis of sectors and industries
- Local knowledge/wisdom
 - Board & Committee members
 - Service providers
- Information from industry studies & Industry/economic development partners
- Finite Resources

****Local Boards should evaluate selections regularly to ensure alignment with existing market conditions.***

Current In-Demand Industries

| NAICS Code(s) | Industry Title |
|---------------|--|
| 11 | Agriculture, Forestry, Fishing and Hunting |
| 22 | Renewable Energy |
| 23 | Construction |
| 31-33 | Manufacturing |
| 48-49 | Transportation and Warehousing |
| 54 | Professional Scientific and Technical Services |
| 56 | Administrative and Waste Services |
| 62 | Healthcare and Social Assistance |
| 72 | Accommodation and Food Services |
| 81 | Other Services (except Public Administration) |
| 92 | Public Administration |

Statewide In-Demand Industries

- Construction
- Finance and Insurance
- Healthcare and Social Assistance
- Information
- Manufacturing
- Transportation and Warehousing
- Retail

OEO In-Demand Industries Recommendation and Selection Process

OEO's Considerations in Ranking In-Demand Industries

Variables

- Employment Level
- Historical Employment Annual Percent Change
- Projected Employment Annual Numeric & Percent Change
- Average Weekly Wages
- Employment & Wage Location Quotients

Philosophy

All of these variables can be valuable in selecting 'In-Demand Industries' but LWDB can critically prioritize specific variables of interest to target the analysis to better support local priorities.

Key Questions for the LWDB

1. Would you like to strategically focus on a few broad industry categories or many smaller target industry categories?
2. What proportion of total area employment will the board focus on?
3. Are there specific variables you would like to prioritize?

Summary Statistics: Yuma, 2-Digit NAICS

| In-Demand Group* | Share of Employment** | Total Employment Level (2023 Q2) | Average Historical Employment Annual Percent Change (2020 Q2 - 2023 Q2) | Projected Employment Annual Percent Change (2023 - 2025) | Average Weekly Wages (2023 Q2) | Average Wage Growth (2020 Q2 - 2023 Q2) |
|------------------|-----------------------|----------------------------------|---|--|--------------------------------|---|
| Top 8 Industries | 51.7% | 22,753 | 8.6% | 2.0% | \$1,150 | 7.2% |
| Top 6 Industries | 45.6% | 20,067 | 7.3% | 2.2% | \$1,074 | 7.8% |
| Top 4 Industries | 36.4% | 16,026 | 4.2% | 2.2% | \$1,079 | 10.2% |

*Includes repeated rankings

**Represents share of total employment covered in column D of industry rankings workbook

Summary Statistics: Yuma, 3-Digit NAICS

| In-Demand Group* | Share of Employment** | Total Employment Level (2023 Q2) | Average Historical Employment Annual Percent Change (2020 Q2 - 2023 Q2) | Projected Employment Annual Percent Change (2023 - 2025) | Average Weekly Wages (2023 Q2) | Average Wage Growth (2020 Q2 - 2023 Q2) |
|-------------------|-----------------------|----------------------------------|---|--|--------------------------------|---|
| Top 16 Industries | 58.6% | 20,433 | 10.0% | 2.4% | \$1,203 | 8.2% |
| Top 11 Industries | 36.2% | 12,627 | 13.5% | 3.1% | \$1,239 | 10.5% |
| Top 5 Industries | 19.0% | 6,634 | 17.1% | 3.6% | \$1,507 | 13.5% |

*Includes repeated rankings

**Represents share of total employment covered in column D of industry rankings workbook

OEO's Top Ranked Industry Sectors

Yuma

2-Digit NAICS

| Rank | Title | Code |
|------|--|------|
| 1 | Health care and social assistance | 62 |
| 2 | Manufacturing | 31 |
| 3 | Other services, except public administration | 81 |
| 4 | Administrative and waste services | 56 |
| 5 | Transportation and warehousing | 48 |
| 6 | Finance and insurance | 52 |
| 7 | Management of companies and enterprises | 55 |
| 8 | Professional and technical services | 54 |
| 9 | Construction | 23 |
| 9 | Educational services | 61 |
| 11 | Wholesale trade | 42 |
| 12 | Information Technology | 59 |
| 13 | Utilities | 22 |
| 14 | Real estate and rental and leasing | 53 |

3-Digit NAICS

| Rank | Title | Code |
|------|---|------|
| 1 | Transportation equipment manufacturing | 336 |
| 2 | Insurance carriers and related activities | 524 |
| 3 | Repair and maintenance | 811 |
| 4 | Merchant wholesalers, nondurable goods | 424 |
| 5 | Ambulatory health care services | 621 |
| 6 | Administrative and support services | 561 |
| 7 | Management of companies and enterprises | 551 |
| 8 | Warehousing and storage | 493 |
| 9 | Waste management and remediation services | 562 |
| 10 | Construction of buildings | 236 |
| 10 | Truck transportation | 484 |
| 12 | Educational services | 611 |
| 13 | Professional and technical services | 541 |
| 14 | Agriculture and forestry support activities | 115 |

Other Potential Considerations

Yuma LWDA

Workforce Outcomes by Occupational Skill

| | ⁱ Trainings Completed | ⁱ Completion Rate | ⁱ Employment Rate Q2 After Exit | ⁱ Avg. Wages Q2 After Exit | ⁱ Employment Rate Q4 After Exist |
|--|-------------------------------------|---------------------------------|---|--|--|
| Transportation and Material Moving | 121 | 85% | 79% | \$8,664 | 58% |
| Healthcare Support | 83 | 91% | 81% | \$7,428 | 55% |
| Office and Administrative Support | 39 | 83% | 82% | \$7,703 | 56% |
| Protective Service | 29 | 81% | 100% | \$11,633 | 86% |
| Production | 8 | 38% | 100% | \$7,537 | 88% |
| Healthcare Practitioners and Technical | 5 | 100% | 100% | \$10,928 | 60% |
| Installation, Maintenance, and Repair | 3 | 75% | 67% | \$5,613 | 100% |
| Management | 1 | 100% | 100% | \$7,033 | 100% |
| Education, Training, and Library | 1 | 100% | 100% | \$8,020 | 100% |
| Construction and Extraction | | | | | |
| Computer and Mathematical | | | | | |

Yuma WIOA Title I Adult, Dislocated, & Youth Training Performance for CY 2022.

Workgroup Discussion and Recommendation

- Things to keep in mind:
 - Broad industry sectors vs smaller target industries
 - What proportion of total area employment will the board focus on?
 - Are there specific variables the board would like to prioritize?
 - e.g. high wages, projected numeric growth (large employment opportunities), projected percent growth (fast employment changes), etc.

Next Steps

01

- Board selects In-demand Industries and Occupations

02

- Include In-Demand Industries and Occupations in local plan

03

- LWDB may update policies and/or update strategic and operational efforts to reflect new selections
- OEO will update the ARIZONA@WORK website to reflect the new local selections

Questions?



Thank You

**For further questions please contact:
Rachael Tashbook, Research Administrator
Rachael.Tashbook@oeo.az.gov**

**or email/call the Office of Economic Opportunity at:
labor.info@oeo.az.gov
(602) 771-2222**

**Weekly Office Hours:
Tuesdays, 2:00pm-3:00pm
<https://bit.ly/OEOOfficeHours>**

OEO In-Demand Occupations Recommendation and Selection Process

Part II: In-Demand Occupations

What is an “In-Demand Occupation?”

WIOA Definition:

- Large number of available positions or projected to have a large number of positions
- Lead to economic self-sufficiency (e.g., high wages)
- Opportunities for advancement (e.g., career pathways)
- Critical industries

In-Demand Occupation vs. Target Occupation

In-demand Occupation

- Demand in the Region
- Considered **most critical** to the region's economy
- Linked to selected industry sectors
- Used to educate job seekers regarding quality occupations in the region
- May be used to determine eligibility for ETPL funding based on local policies

Considerations When Making Selections

- Labor Market Data (Office of Economic Opportunity (OEO) Recommendations)
 - Occupational data analysis
- Local knowledge/wisdom
 - Board & Committee members
 - Service providers

****Local Boards should evaluate selections regularly to ensure alignment with existing market conditions.***

In-Demand Occupations & Workforce Services Provided to Job Seekers

- Customers seeking employment in an identified in-demand occupation may also, upon meeting WIOA qualifications, be eligible to receive funding for Occupational Skills Training that results in a nationally-recognized certification that ultimately leads to employment in the occupation.
- All customers seeking job-search assistance receive workforce services (as needed), including:
 - Skills Assessments
 - Job search workshops
 - Resume assistance
 - Interview preparation assistance
 - Referrals to employers
 - Supportive Services (e.g., transportation assistance, housing/utility support, childcare assistance)

OEO Methodology for Rating In-Demand Occupations

- 5-Star Rating Model
 - Ratings highlight top occupations by education level
- Variables Considered
 - Average Annual Wages
 - Employment Levels
 - Projected Numeric & Percent Growth
 - Projected Openings
- Philosophy: All job seekers should be able to get support with connecting to the best job opportunities at their current education and know what the best opportunities at the next education level.

Considerations for In-Demand Occupations

- Does the board want to offer a broad or targeted list of In-Demand Occupations?

Star Rating Interpretation

| Occupational Ranking* | Share of Employment** | Total Employment Level (2023 Q2) | Projected Employment Annual Percent Change (2023 - 2025) | Average Annual Projected Openings (2023-2025) | Average Annual Wages (2022) |
|-------------------------|-----------------------|----------------------------------|--|---|-----------------------------|
| 5 Star Occupations | 23.6% | 12,224 | 2.4% | 51 | \$57,773 |
| 4 to 5 Star Occupations | 48.1% | 24,918 | 2.3% | 56 | \$56,992 |
| 3 to 5 Star Occupations | 72.4% | 37,518 | 1.9% | 54 | \$55,057 |
| 2 to 5 Star Occupations | 86.7% | 44,968 | 1.7% | 48 | \$53,715 |
| 1 to 5 Star Occupations | 100.0% | 51,840 | 1.4% | 43 | \$51,792 |

*Not limited to occupations within in-demand industries

**Represents share of total employment covered in column F of occupation rankings workbook

Workgroup Discussion and Recommendation

- 5 Star Occupations
- 4-5 Star Occupations
- 3-5 Star Occupations
- 2-5 Star Occupations
- All Occupations

Executive Director Report

Nidia Herrera
May 8, 2024



A proud partner of the  americanjobcenter network

Workforce Innovation Opportunity Act (WIOA) Updates

Local Board & Board of Supervisor (BOS):

- Board Vacancies: Two - Business Sector
- Board Waiver Extension: July 30th
- Monthly Meetings

2024 NAWB Conference: March 23rd - 26th

Save The Dates:

- Performance Review Committee: May 23rd
- 2024 LWDB Retreat (1 Day): August 7th (Location TBD)

Four Year Local Plan PY25-27 (Timeline): In progress

- Consultant: The Natelson Dale Group Inc.: May 31st
- Public Notice: May 31st – June 4th
- Public Comments: June 5th - July 5th
- Submission to LWDB: July 12th
- Submission to BOS: August 5th or August 19th
- Deadline to Office of Economic Opportunity (OEO): September 3rd
- Workforce AZ Council (WAC) Review & Approval: November 14th – 21st
- Plan Effective: January 2025

One Stop Career Center: Completed

- Job Center Assessment Certification
 - Submission to OEO: April 16th
 - Deadline to OEO: June 4th
 - WAC Review & Approvals: August 15th - 22nd



Workforce Innovation Opportunity Act (WIOA) Updates, cont.

Region Community Collaboration:

Imperial County:

- LWDB Meeting (Virtually): March 20th
- Stakeholders: LWDB Chair/Member, Economic Development, Executive Directors, Board Staff & AWC
- Imperial Valley Visit (Business Service Teams): May 6th

Pima County:

- Job Corp Workforce Outreach Summit: June 26th
- Building Southern Arizona's Workforce Talent Pipeline ~ Workforce Panel

Community Collaborations:

- Campesinos Sin Frontera ~ Memorandum of Understanding (MOU): Youth 2Thrive Initiative Program
- GYEDC Childcare Workgroup Taskforce: April 25th
- Child Care Action Committee: May 21st
- First Things First ~ Yuma County Family & Community Resource Taskforce: April 25th
- Center for Future of AZ ~ Yuma County Healthcare Workforce Action Community: May 1st

WIOA Audit Results:

- Governance (Qtr. 3): Jan 31st ~ No Finding
- Equal Opportunity (EO) Audit: April 29th & 30th
- State Advocate Audit: May 1st: Secret Shopper

LWDB Staff Policy:

- Rapid Response
- Adult Priority of Service

LWDB Staff Training:

- Equal Opportunity (EO) Disability, Pregnancy & Religion: May 8th
- Mental Health: June 14th
- Case Management: June 25th & June 26th



State Updates

Office of Economic Opportunity (OEO)
Workforce Arizona Council (WAC)
Department of Economic Security (DES)
Department of Labor (DOL)

State OEO:

- **Save the Date:** 2024 Arizona Workforce Summit
 - Building Arizona's Workforce of the Future
 - *June 10th & 11th (Flagstaff)
 - *NAU High Country Conference Center
 - *Director's Roundtable Discussion: Challenges, Success & New Initiatives
- **OEO & LWDB Director Meeting:** April 16th
 - Roles & Responsibilities (OEO & DES)
- **QTR. 2 – WAC Full Council Meeting:** May 30th
- **State Allocation PY 2024:** Arizona = \$72,864,683
 - 8.4% Statewide Decrease (Adult, Dislocated Workers, Youth)
 - Yuma Allocation: Unknown
- **ABA2 - Category 3 DOL Grant:**
 - OEO & Local Workforce Development Areas
 - 50% New Employer Support/Incentives:
 - *Development of Registered Apprenticeship Programs (RAP)
 - *Launch & Sustainability of RAP's

State DES:

- **Youth Policy TEGL10-23:**
 - Under Review
- **Rapid Response (RR) Update:** May 20th
 - RR Policy Technical Assistance Session
- **Program Oversight Support Admin Touch Point Meeting (POSA):** May 3rd
 - Performance Negotiations PY' 24/25:
 - *DES & OEO: Under Review
 - *Statistical Adjustment Model (SAM) for each area
 - *State Plan: Empty



Workforce Innovation Opportunity Act (WIOA)

Updates, cont.

One Time Funding Opportunity: Proposal #1


- Funding Timeline: 2/2024 – 6/2024
- Funding Awarded: \$766K
- Participant Services/Activities
- Economic Study/4 Year Plan
- Campus Security
- ADA Equipment
- Vehicle & Trailer

Total Funding:
\$849,697

One Time Funding Opportunity: Proposal #2

- Funding Timeline: 3/2024 – 6/2024
- Funding Awarded: \$83.4K
- WIOA Staff Development/Training
- ADA Equipment
- IT & Office Equipment
- Security Equipment

Expenditure:
\$202,154



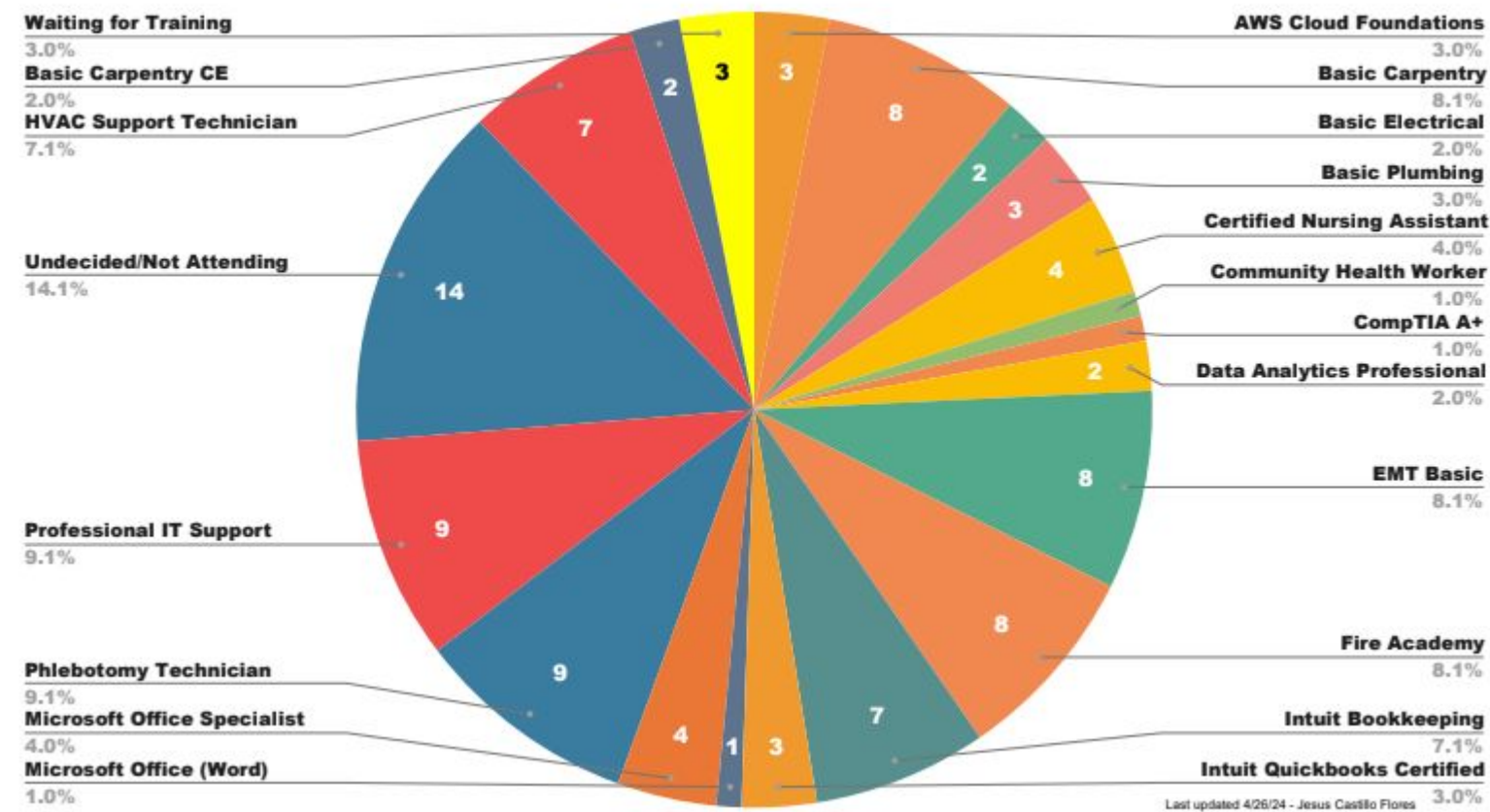
AZ Quest Grant Project Updates

Local Community Partnership:

- Funding Period Expires: September 30, 2024
- Industries Focus: Fast Track Training Courses
- Focus: Certificate Training Assistance & Employment
- Diversity, Equitable, Inclusive & Accessible
- 98 Enrollments

total grant cycle = **80 enrollments

AZ QUEST - Trainings provided or to be provided to active participants



HVAC Support Technicians:

Enrolled: 9

Completed: 7

Passed NATE Exam: 7

Employer Training Site: Hansberger Refrigeration Co.



Training Courses Coming:

Basic Electrical Certificate

May 20 - June 28, 2024
Meets: Mon-Fri, 8am - 4:30pm
AWC Wellton Manufacturing Training Center

QUEST: Arizona Quest Recovery Dislocated Worker Grant, funded 100% by the US Dept of Labor. The funding amount for FY2024 is \$2,647,504. Equal opportunity employer/program. Auxiliary aids & services are available upon request to individuals with disabilities.

SolidWorks Certification

The Certified SolidWorks Associate (CSWA) prepares learners for employment nationally after studying in the following areas: graphical communications, including sketching, computer-aided drafting, design, and parametric modeling. This fast-track in-person class will provide lecture and lab meetings to give students hands-on experience.

Course Info:
Dates:
May 28-July 19, 2024
Meets:
Meets in-person Mondays/Wednesdays 4:00pm-6:30pm
AWC Reskilling and Technology Center (RTC), Room 115



Yuma County Performance - Update

Performance PY' 23/24 (7/1/2023 – 4/30/2024) Adult

| Employment Rate (Q2) | | Employment Rate (Q4) | | Median Earnings | Credential Rate | | Measurable Skill Gains | |
|----------------------|--------|----------------------|--------|-------------------|-----------------|--------|------------------------|--------|
| | Rate | | Rate | Earnings | | Rate | | Rate |
| | 69.9% | | 67.5% | \$6,585.00 | | 73.6% | | 60.2% |
| <u>447</u> | 70.62% | <u>434</u> | 69.00% | <u>\$7,862.40</u> | <u>127</u> | 80.89% | <u>164</u> | 66.40% |
| <u>633</u> | | <u>629</u> | | | <u>157</u> | | <u>247</u> | |

Source of Data: DES State Tableau Report



A proud partner of the americanjobcenter network

Yuma County Performance: Update

Performance PY' 23/24 (7/1/2023 – 5/30/2024) Dislocated Workers

| Employment Rate (Q2) | | Employment Rate (Q4) | | Median Earnings | Credential Rate | | Measurable Skill Gains | |
|----------------------|--------|----------------------|--------|-------------------|-----------------|--------|------------------------|--------|
| | Rate | | Rate | Earnings | | Rate | | Rate |
| | 76.00% | | 71.5% | \$7,000.00 | | 70.0% | | 69.0% |
| <u>71</u> | 80.68% | <u>64</u> | 79.01% | <u>\$8,767.72</u> | <u>16</u> | 72.73% | <u>25</u> | 65.79% |
| <u>88</u> | | <u>81</u> | | | <u>22</u> | | <u>38</u> | |

Source of Data: DES State Tableau Report

Yuma County Performance: Update

Performance PY' 23/24 (7/1/2023 – 4/30/2024) Youth

| Placement Rate (Q2) | | Placement Rate (Q4) | | Median Earnings | Credential Rate | | Measurable Skill Gains | |
|---------------------|--------|---------------------|--------|-------------------|-----------------|--------|------------------------|--------|
| | Rate | | Rate | Earnings | | Rate | | Rate |
| | 74.0% | | 70.0% | \$5,044.00 | | 65.00% | | 58.00% |
| <u>166</u> | 73.45% | <u>203</u> | 69.76% | <u>\$7,350.13</u> | <u>130</u> | 61.03% | <u>129</u> | 33.33% |
| <u>226</u> | | <u>291</u> | | | <u>213</u> | | <u>387</u> | |

Source of Data: DES State Tableau Report

ARIZONA@WORK: Activities

2024 Week of the Young Child



Yuma County Homeless Resource Fair



ARIZONA@WORK: Office Closed

May 27th



June 14th

Full Day



June 25 & 26th

½ Days (Mornings)



QUESTIONS?

THANK YOU!



Business Services & Rapid Response

Mariana Martinez
Employer Engagement Coordinator & Rapid Response Coordinator




A proud partner of the [americanjobcenter](#) network



Center Activity

| Site | February | March | April | Year-to-Date |
|-----------------------------|--------------|--------------|--------------|--------------|
| Yuma CRC / EOC | 1,023 | 994 | 1,146 | 4,281 |
| MLK / Youth Services | 288 | 354 | 443 | 1,385 |
| Somerton Resource Center | 144 | 201 | 281 | 797 |
| San Luis Resource Center | 142 | 174 | 256 | 700 |
| DES – Palo Verde Site | - | 22 | 1 | 23 |
| Virtual Contacts / Off Site | 437 | 455 | 462 | 1,784 |
| Total | 2,034 | 2,200 | 2,589 | 8,970 |

| | | |
|--------------|--------------|---------------|
| 2018: 44,163 | 2019: 47,033 | 2020: 41,1990 |
| 2021: 22,935 | 2022: 23,000 | 2023: 32,319 |



2024 Rapid Response

| Company | Month | Closure | Lay-Off | Employees Dislocated |
|----------------------|---------|----------|----------|----------------------|
| Daybreakers Cafe | January | | X | 8 |
| Michael Foods | January | | X | 48 |
| Bose Corporation | March | | X | 68 |
| 99 Cents Only Stores | April | X | | 55 |
| Total | | 1 | 3 | 179 |



Michael Foods

99 Cents Only Store



April 25, 2024 – 4th Ave Location
May 1, 2024 – Fortuna Rd. Location

11

employees attended



99 Cents Only Store



RAPID RESPONSE



Reemployment Services For Affected 99 Cents Only Stores Employees

Virtual Event Dates and Times



Monday, May 6, 2024 12:45 pm to 4:30 pm
Virtual Link- <https://tinyurl.com/8br86h7w>



Tuesday, May 7, 2024 12:45 pm to 4:30 pm
Virtual Link- <https://tinyurl.com/5f3ynt4n>



Monday, May 13, 2024 | 12:45 pm to 4:30 pm
Virtual Link- <https://tinyurl.com/w8xz8ry3>



Tuesday, May 14, 2024 | 12:45 pm to 4:30 pm
Virtual Link- <https://tinyurl.com/52py8vw9>

In-Person Resources & Job Fair Dates and Times

Wednesday's, May 8, 2024 & May 15, 2024

Workshops 9:00 am to 12:00 pm

Job Fair 10:00 am to 1:00 pm

East Valley Location

1001 W. Southern Ave, Mesa, AZ 85210 (1st Floor)

Thursday's, May 9, 2024 & May 16, 2024

Workshops 9:00 am to 12:00 pm

Job Fair 10:00 am to 1:00 pm

West Valley Location

4425 W. Olive Ave., Glendale, AZ 85302 (2nd Floor)

Workshops

Sessions will be provided in English.
Bilingual staff will be available in events.

Job Seeker Services

- (AJC) Arizona Job Connection
- Resume Review/Resume Writing
- Career Counseling
- Job Search Assistance
- Interviewing Skills

Unemployment Insurance

- DES Unemployment Rep On-site
- Answer questions
- Provide Unemployment Information

Education and Training

- Information about education
- Upskilling Training Information

Veteran Services

- Local Veteran Resources
- Veteran Support Services
- Local Veteran Employment Opportunities

Community Resources

- Rental and Housing Assistance
- SNAP and Utilities Assistance
- Transportation Assistance

Connecting with Employers

Employer Measures

| Connecting with Employers | March | April | Year-to-Date |
|--|-----------|-----------|--------------|
| Consultations | 17 | 7 | 41 |
| Job Orders | 10 | 7 | 23 |
| Worksite Tours / Visits | 15 | 6 | 34 |
| Recruitment Events (Hiring / Resource / Job Fair / Job Club) | 1 | 1 | 8 |
| Internships | 5 | 5 | 23 |
| Work Experiences | 1 | 2 | 18 |
| On-the-Job Trainings | 5 | 6 | 17 |
| Total | 54 | 26 | 185 |

Job Club



| Month | Employers Present | Attendee Count |
|-------|--|----------------|
| March | Core Civic Quechan / Paradise Casinos YRMC – Volunteer Services | 62 |
| April | Life Care Center of Yuma Allo Fiber YRMC – Talent Acquisition Cristina’s Closet | 81 |

Next Job Club: May, 15 2024
Goodwill
Pathways of Arizona



Customized Recruitment Events

WE'RE HIRING

Looking for a job
in Alaska this summer?

E&E FOODS
Est. 1932

ALASKA SEAFOOD PROCESSORS
www.azjobconnection.gov
Job order # 6352395

ATTEND OUR RECRUITING EVENT:
<https://bit.ly/EandEFoods>
March 7 @ 9:00am
MLK Youth Career Center
300 S. 13th Ave, Yuma, AZ

- ✓ Pay is \$17.15/Hr (\$25.72 O/T)
- ✓ FREE Travel, Room & Board
- ✓ Work up to Work 16hrs/Day, 7 Days/Week
- ✓ No Experience Required
- ✓ Must Be At Least 18 yrs of Age
- ✓ Must Be Eligible To Work In The USA
- ✓ Must Be Able to Stand For Long Periods Doing Detail Work

NOW ACCEPTING APPLICATIONS!

Submit your application
prior to the recruiting event
by scanning the QR Code

jobs@eefoods.com
(206) 493-2868

APPLY NOW

ARIZONA@WORK™
Innovative Workforce Solutions
A proud partner of the americanjobcenter network



35
job seekers in attendance



Customized Recruitment Events



Allo
FIBER
HIRING EVENT

April 17, 2024
1:00 PM - 4:00 PM
MLK JR NEIGHBORHOOD CENTER
300 S. 13TH AVE. YUMA, AZ 85364

PRE-REGISTRATION AVAILABLE VIA
EVENTS.YPIC.COM



**ALLO FIBER EMPLOYEES
FIBER LOCATORS**

ARIZONA@WORK™
YUMA COUNTY
A proud partner of the americanjobcenter network

Experience the Fiber Difference.
INTERNET + TV + FIBER PHONE
866.481.2556
AlloCommunications.com

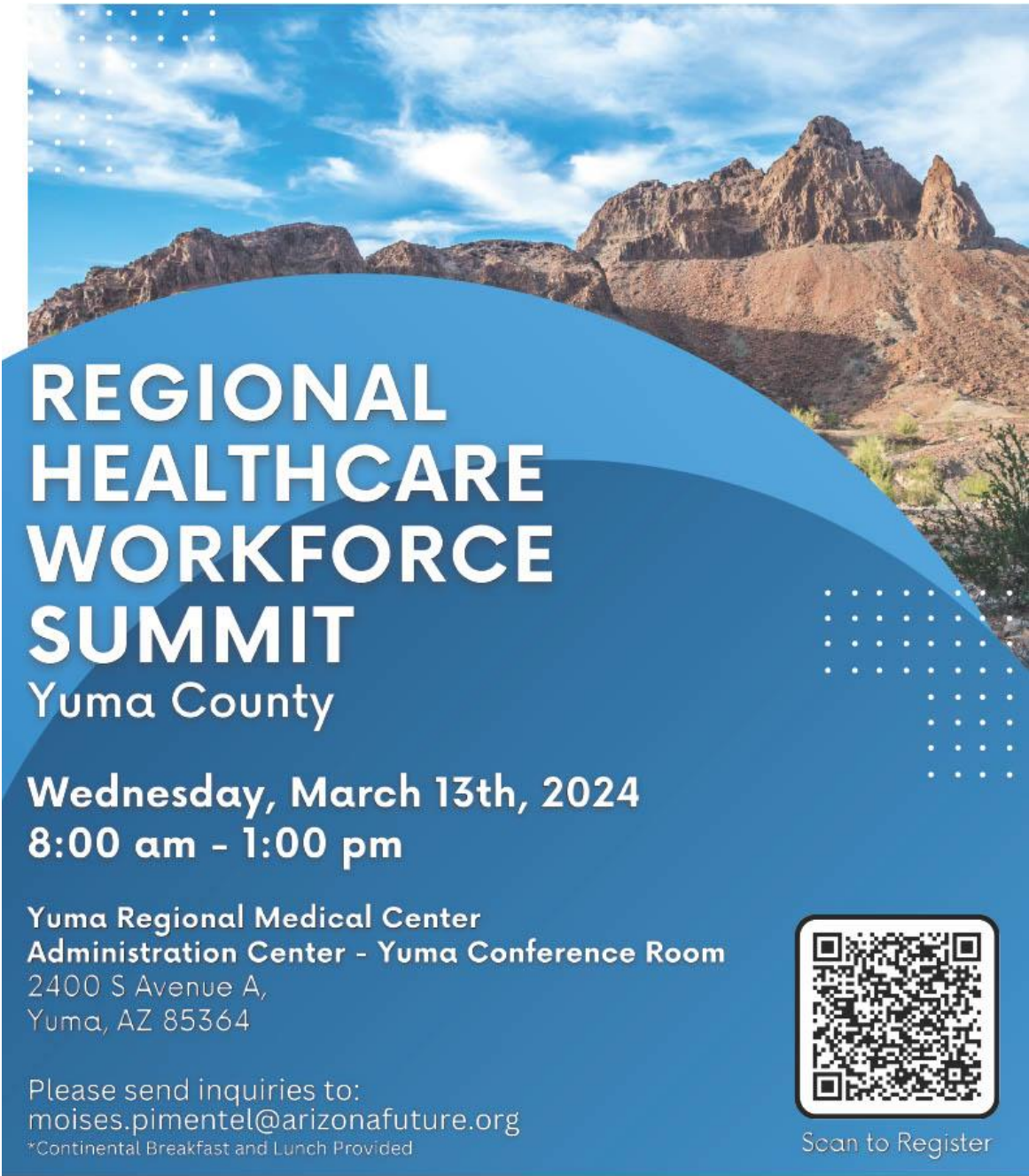


228
job seekers in attendance



ARIZONA@WORK - Yuma County is an equal opportunity employer/program. Auxiliary aids and services are available upon request to individuals with disabilities.
ARIZONA@WORK-Yuma County WIOA Title IB Adult, Dislocated Worker and Youth Programs, funded 100% by the U.S. Department of Labor. The funding amount for FY 23/24 is \$10,136,468.
SSBG 100% program is funded by the U.S. Department of Health and Human Services the amount is \$48,008.

Recruitment & Retention Strategies Presentation




**REGIONAL
HEALTHCARE
WORKFORCE
SUMMIT**
Yuma County

Wednesday, March 13th, 2024
8:00 am - 1:00 pm

Yuma Regional Medical Center
Administration Center - Yuma Conference Room
2400 S Avenue A,
Yuma, AZ 85364

Please send inquiries to:
moises.pimentel@arizonafuture.org
*Continental Breakfast and Lunch Provided



Scan to Register



Small Business Resource Fair



SMALL BUSINESS RESOURCE FAIR

Start, Grow, and Empower your Small Business!

**WEDNESDAY
MAY 1
2024**

3-5 PM
DOORS OPEN AT 2:30 PM

CESAR CHAVEZ CULTURAL CENTER
1015 N. MAIN ST.
SAN LUIS, AZ

www.sanluisaz.gov/ed

Multiple agencies ready to assist you!

Registering your Business with the City of San Luis

Business Counseling & Mentorship

Financial Analysis & Access to Capital

Workforce Development

Marketing & Social Media

Unlock Your Potential for Success!

For more information please contact:
City of San Luis Economic Development Department: (928) 341-8584

Rogelio Martinez:
rmartinez@sanluisaz.gov



Upcoming Events



AMERICA'S SBDC ARIZONA

ARIZONA WESTERN ENTREPRENEURIAL COLLEGE

IN ORDER TO COMMEMORATE THE NATIONAL SMALL BUSINESS WEEK THE SMALL BUSINESS DEVELOPMENT CENTER IS PLEASED TO PRESENT:

Small Business Resource Fair

Join us to learn about the resources available that can help YOUR small business to start, grow, and succeed!
Come prepared to increase your knowledge and get your questions answered by small business organizations, government agencies, and many more!

May 2nd, 2024

4:00 to 5:30 p.m.

Martin Luther King Jr. Youth Career Center, 300 S 13th Ave, Yuma, AZ 85364

SCAN ME

FREE ADMISSION

Raffle Contest during the event!

Program Features:
4:15 p.m. The Small Business Development Center
4:30 p.m. City of Yuma
4:45 p.m. AZ@Work
5:00 p.m. Yuma Chamber of Commerce

This event is proudly hosted in collaboration with:

CITY OF YUMA ARIZONA@WORK Innovative Workforce Solutions YUMA CHAMBER OF COMMERCE



May 22nd, 2024
MLK Jr. Neighborhood Center



A proud partner of the americanjobcenter network

QUESTIONS?



Y U M A C O U N T Y

A proud partner of the  network